

AC Solid State Relay



SCHWARTZ-ELECTRONIC VERTRIEB GMBH




MEISENWEG 8

23611 BAD SCHWARTAU

FAX: +49 451 595010 TEL.: +49 451 54444
www.s-ev.de info@s-ev.de

J1

SERIES



Features

- Miniature size, Slim appearance
- Max. load current at 1.5 A
- Available for PCB high-density packaging
- Dielectric strength between input and output at 3,000 V/1 min.
- UL/C-UL standard approved

Type Information

J 1 N - 2 0 1 L

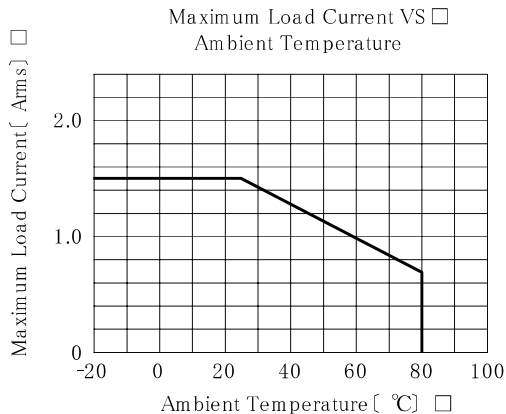
Zero-cross-circuit
N : Not Built-in

Standard load voltage
2 : 100V, 200V

Max. load current
01 : 1.5A

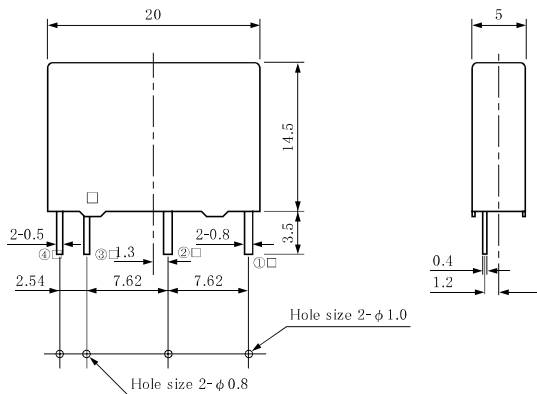
Input voltage range
L : DC4.5 ~ 8V

Characteristics



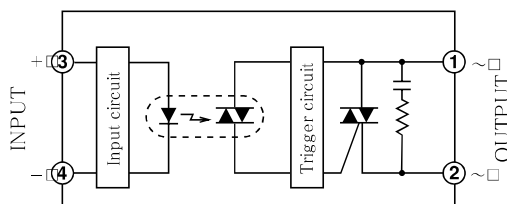
※ Description in the catalogue is subject to change without notice. Please read the specifications thoroughly before using.
 ※ Please contact JEL SYSTEM for further information.

Dimensions (mm)



Dimensions For PCB Design

Equivalent Circuit



※Description in the catalogue is subject to change without notice. Please read the specifications thoroughly before using.
 ※Please contact JEL SYSTEM for further information.

■ Ratings

(Ta = 25 °C)

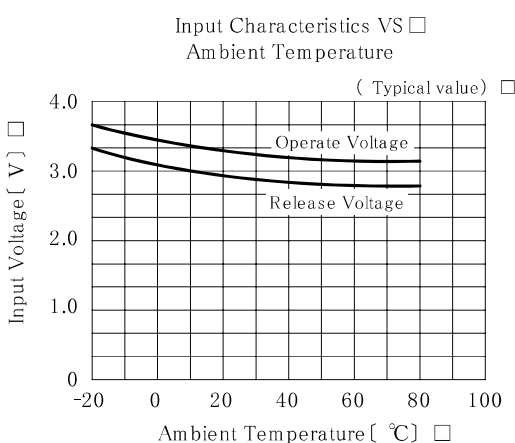
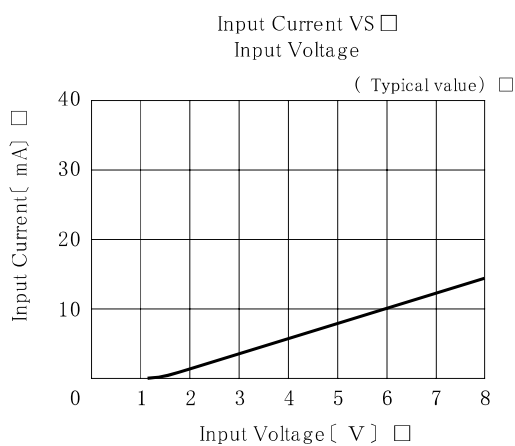
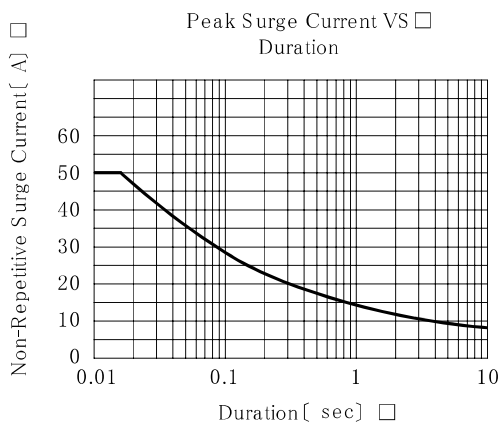
	Item	Symbols	J1N-201L	Units
Output	Rated Load Voltage	—	120、240	V _{ACrms}
	Maximum Load Current	I _{OMAX}	1.5	A _{ACrms}
	Maximum Load Voltage	V _{OMAX}	264	V _{ACrms}
	Peak Repetitive Off State Voltage	V _{DRM}	600	V
	Peak 1 Cycle Surge Current	I _{SURGE}	50 (60Hz)	A
	Frequency	f	50、60	Hz
Input	Maximum Input Voltage	V _{IMAX}	8	V _{DC}
	Input Impedance	R _{IN}	390 ± 10 %	Ω
General	Dielectric Strength	V _{ISO}	3,000 /1 min.(Between input and output)(Rh40 ~ 60 %)	V _{ACrms}
	Isolation Resistance	R _{ISO}	10 ⁸ and above DC500V(Between input and output)(Rh40 ~ 60 %)	Ω
	Operating Temperature Range	T _{OPR}	- 20 ~ + 80	°C
	Storage Temperature Range	T _{STG}	- 30 ~ + 100	°C

■ Electrical Characteristics

	Item	Symbols	J1N-201L	Units
Output	Load Voltage Range	V _O	50 ~ 264	V _{ACrms}
	Off State Leakage Current	I _{LEK}	1.0 and below (V _O = 200V)	m A _{ACrms}
	On State Voltage Drop	V _{SAT}	1.5 and below	V _{ACrms}
	Minimum Load Current	I _{OMIN}	10	mA
Input	Input Voltage Range	V _I	4.5 ~ 8	V _{DC}
	Operate Voltage	V _P	4.5 and below	V _{DC}
	Release Voltage	V _D	1 and above	V _{DC}
General	Operate Time	T _{ON}	1ms and below	/
	Release Time	T _{OFF}	1/2 Cycle + 1ms and below	/
	Capacitance	C _{IO}	15 and below	PF
	Zero Cross Turn On		Not Built In	/
	Approved Standards		UL、C-UL	/

※ Description in the catalogue is subject to change without notice. Please read the specifications thoroughly before using.

※ Please contact JEL SYSTEM for further information.



※Description in the catalogue is subject to change without notice. Please read the specifications thoroughly before using.
 ※Please contact JEL SYSTEM for further information.