

AC Solid State Relay



SCHWARTZ-ELECTRONIC VERTRIEB GMBH




MEISENWEG 8

23611 BAD SCHWARTAU

FAX: +49 451 595010
www.s-ev.de

TEL.: +49 451 54444
info@s-ev.de

P5/P6 SERIES



Features

- Resin casted molding type
- Available for PCB high-density packaging
- Max. load current at 2 A, 3 A
- Dielectric strength between input and output at 2,500 V/1 min.

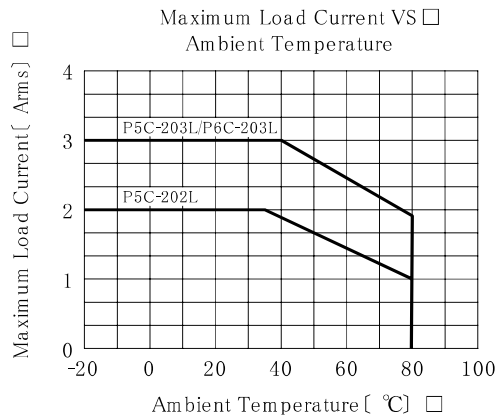
Type Information

P 5 C - 2 0 2 L

Basic model	Zero-cross-circuit	Standard load voltage	Max. load current	Input voltage range
P5 : With between input terminals 5.08 mm	C : Built-in N : Not Built-in ^(*1)	2 : 100V, 200V	02 : 2A 03 : 3A	L : DC 4 ~ 8V M : DC 8 ~ 18V ^(*1) H : DC 18 ~ 28V ^(*1)
P6 : With between input terminals 7.62 mm ^(*2)				

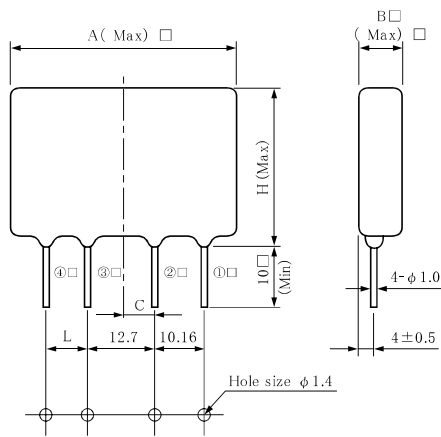
(*1) Manufactured to order
(*2) P6□202 type is not available

Characteristics



※ Description in the catalogue is subject to change without notice. Please read the specifications thoroughly before using.
※ Please contact JEL SYSTEM for further information.

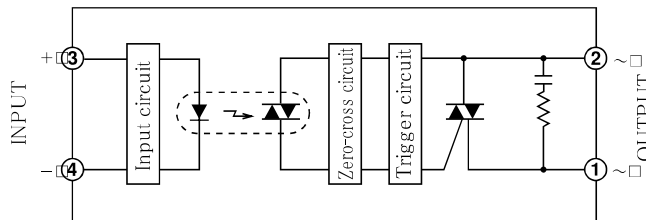
Dimensions (mm)



Model	Size	A	B	C	H	L
P5C-202L		35	8	3.8	20	5.08
P5C-203L		41	10	4.7	26	5.08
P6C-203L		41	10	4.7	26	7.62

Dimensions For PCB Design

Equivalent Circuit



Model	Zero-cross
P5C-20 **	○
P5N-20 **	×

※Description in the catalogue is subject to change without notice. Please read the specifications thoroughly before using.
 ※Please contact JEL SYSTEM for further information.

■ Ratings

(Ta = 25 °C)

	Item	Symbols	P5C-202L	P5C-203L/P6C-203L	Units
Output	Rated Load Voltage	—	120、240		V _{ACrms}
	Maximum Load Current	I _{OMAX}	2	3	A _{ACrms}
	Maximum Load Voltage	V _{OMAX}	264		V _{ACrms}
	Peak Repetitive Off State Voltage	V _{DRM}	600		V
	Peak 1 Cycle Surge Current	I _{SURGE}	30 (50 Hz)	50 (50 Hz)	A
	Frequency	f	50、60		Hz
Input	Maximum Input Voltage	V _{IMAX}	8		V _{DC}
	Input Impedance	R _{IN}	270 ± 20 %		Ω
General	Dielectric Strength	V _{ISO}	2,500 /1 min.(Between input and output)(Rh40 ~ 60 %)		V _{ACrms}
	Isolation Resistance	R _{ISO}	10 ⁸ and above DC500V(Between input and output)(Rh40 ~ 60 %)		Ω
	Operating Temperature Range	T _{OPR}	- 20 ~ + 80		°C
	Storage Temperature Range	T _{STG}	- 30 ~ + 100		°C

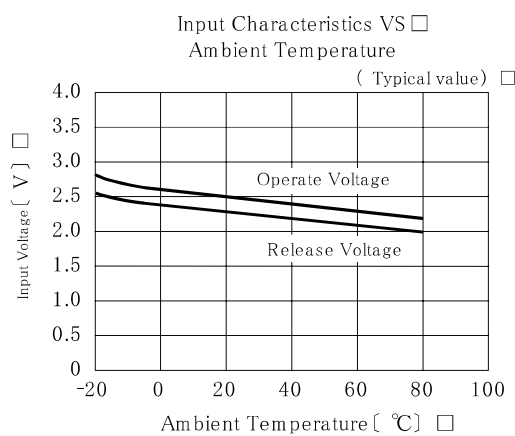
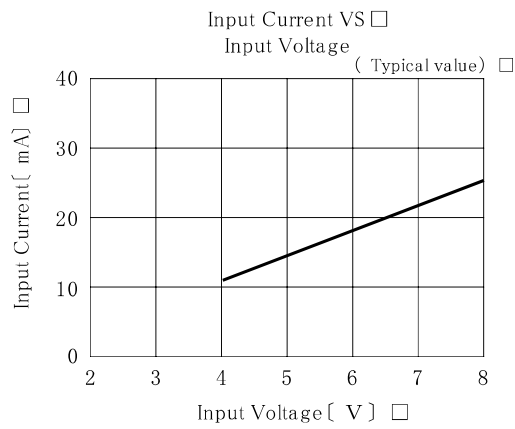
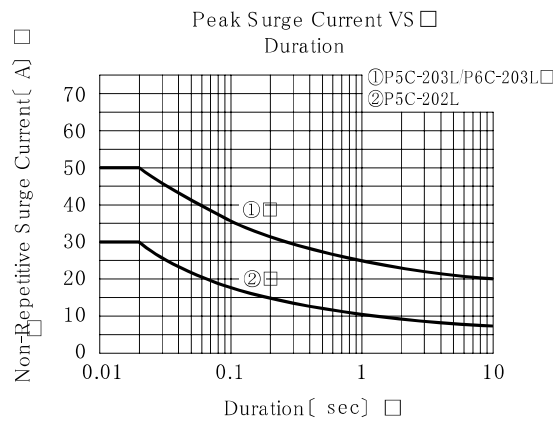
■ Electrical Characteristics

(Ta = 25 °C)

	Item	Symbols	P5C-202L	P5C-203L/P6C-203L	Units
Output	Load Voltage Range	V _O	35 ~ 264		V _{ACrms}
	Off State Leakage Current	I _{LEK}	5 and below (V _O = 200 V)		m A _{ACrms}
	On State Voltage Drop	V _{SAT}	1.5 and below		V _{ACrms}
	Minimum Load Current	I _{OMIN}	20		mA
Input	Input Voltage Range	V _I	4 ~ 8		V _{DC}
	Operate Voltage	V _P	4 and below		V _{DC}
	Release Voltage	V _D	1 and above		V _{DC}
General	Operate Time	T _{ON}	1/2 Cycle + 1 ms and below		/
	Release Time	T _{OFF}	1/2 Cycle + 1 ms and below		/
	Capacitance	C _{IO}	15 and below		PF
	Zero Cross Turn On		Built In		/
	Approved Standards		—		/

※ Description in the catalogue is subject to change without notice. Please read the specifications thoroughly before using.

※ Please contact JEL SYSTEM for further information.



※Description in the catalogue is subject to change without notice. Please read the specifications thoroughly before using.
 ※Please contact JEL SYSTEM for further information.